

CHRONIC HEMORRHOIDS:

Prevalence, Risks and Treatment Options

PREVALENCE



CHRONIC HEMORRHOIDAL DISEASE AFFECTS **10,000,000 AMERICANS** PER YEAR¹

CAUCASIANS AT A HIGHER SOCIOECONOMIC STATUS ARE AT THE **HIGHEST RISK**³



IT IS THE **3RD** LEADING OUTPATIENT GI DIAGNOSIS²

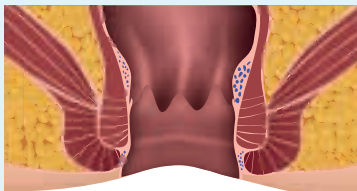


WHILE MOST CASES CAN BE TREATED CONSERVATIVELY, IT IS ESTIMATED THAT **10-20%** OF THE ONE MILLION NEW CASES OF HEMORRHOIDS EACH YEAR **REQUIRE SURGERY**⁴

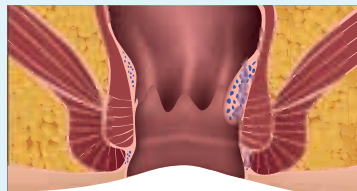


IT IS RESPONSIBLE FOR **3.3 MILLION AMBULATORY CARE VISITS** WITHIN THE U.S.¹

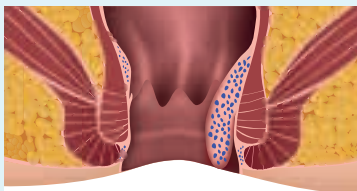
RISK



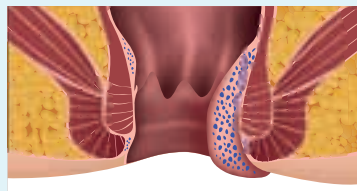
GRADE 1



GRADE 2



GRADE 3



GRADE 4

LEFT UNTREATED, CHRONIC HEMORRHOIDS CAN LEAD TO THE FOLLOWING:

- INFLAMMATION
- ANEMIA
- BLOOD CLOTS
- INFECTION
- SKIN TAGS
- PROLAPSED HEMORRHOIDS
- STRANGULATED HEMORRHOIDS

CHRONIC HEMORRHOIDS:

Prevalence, Risks and Treatment Options

TREATMENT

HEMORRHOIDECTOMY

- **INTENSE PAIN** is the greatest concern after hemorrhoidectomy, lasting between 2-4 weeks and requiring pain medication.^{5,6}
- **POSTOPERATIVE HEMORRHAGE** is a relatively common complication, occurring in up to **25%** of cases^{7,8,9,10,11,12,13,14}
- **POSTOPERATIVE INCONTINENCE** after stapled hemorrhoidectomy was reported in up to 28% of cases¹⁵
- Within 5 years of hemorrhoidectomy, **RECURRENCE OCCURRED** in 18.2% of patients and reoperation was performed in 7.2% of cases¹⁶

HEMORRHOIDAL ARTERY EMBOLIZATION (HAE)

- HAE is a minimally invasive, image-guided therapy that **REDUCES HEMORRHAGE** in patients with chronic hemorrhoids¹⁷
- It is **SAFE AND EFFECTIVE**¹⁸ and offers comparable results to surgery, but with **LESS PAIN**¹⁹
- There have been **NO REPORTED ISCHEMIA OR SERIOUS COMPLICATIONS** with HAE^{20,21,22}
- Clinical **SUCCESS** was achieved in **93%** of patients¹⁸
- **75% OF PATIENTS WERE SATISFIED** with the procedure¹⁸
- Analysis of HDSS and SHS scores showed a significant improvement in **SYMPTOM REDUCTION** and in **QUALITY OF LIFE**²³

“ Hemorrhoidal embolization was a safe and effective technique in the treatment of symptomatic hemorrhoidal disease with minimal hospitalization, pain and disruption of daily activities.²⁴”

The physicians of Memphis Vascular Center have been performing vascular therapies for many years and are among Tennessee's leading experts for these procedures.

If you are interested in learning more about therapies for chronic hemorrhoids or other diseases and conditions, please consult with one of our radiologists by calling (901) 683-1890.



MEMPHIS
VASCULAR
CENTER



901.683.1890

MemphisVascular.com

6401 Poplar Ave., Suite 505
Memphis, TN 38119

1. Everhart JE, Ruhl CE. Burden of digestive diseases in the United States part I: overall and upper gastrointestinal diseases. *Gastroenterology*. 2009;136(2):376-386. [PubMed] [Google Scholar]
2. Peery AF, Crockett SD, Barritt AS, et al. Burden of gastrointestinal, liver and pancreatic diseases in the United States. *Gastroenterology* 2015; 149(7):1741-63.
3. Johanson JF, Sonnenberg A. The prevalence of hemorrhoids and chronic constipation. An epidemiologic study. *Gastroenterology*. 1990;98(2):380-386. [PubMed] [Google Scholar]
4. Guttadauro A, Maternini M, Chiarelli M, Lo Bianco G, Pecora N, Gabrielli F. Evolution in the surgical management of hemorrhoidal disease. *Ann Ital Chir*. 2018;83(10):106. [PubMed] [Reference list]
5. Garz RA. The evaluation and treatment of hemorrhoids: a guide for the gastroenterologist. *Clin Gastroenterol Hepatol* 2013; 11:593-603.
6. Nienhuijs SW, de Hingh IH. Pain after conventional versus Ligasure haemorrhoidectomy. A meta-analysis. *Int J Surg* 2010; 8:269-273.
7. Chen HH, Wang JY, Changchien CR, Chen JS, Hsu KC, Chiang JM, Yeh CY, Tang R. Risk factors associated with posthemorrhoidectomy secondary hemorrhage. *Dis Colon Rectum*. 2002;45(10):96-109. doi: 10.1007/s10350-004-6366-y. [PubMed] [CrossRef] [Google Scholar]
8. Bledy R, Reina JP, Rothenberger DA, Goldberg SW, Bullis JG. Symptomatic hemorrhoids: Current incidence of complications of operative therapy. *Dis Colon Rectum*. 1992;35:477-481. doi: 10.1007/BF02009406. [PubMed] [CrossRef] [Google Scholar]
9. Boccasanta P, Capretti PG, Venturi M, Cioffi U, De Simone M, Salamina C, Contessini-Avesani E, Peracchia A. Randomized controlled trial between stapled circumferential mucosotomy and conventional circular hemorrhoidectomy in advanced hemorrhoids with external mucosal prolapsed. *Am J Surg*. 2001;182:64-68. doi: 10.1016/S0002-9610(01)00654-7. [PubMed] [CrossRef] [Google Scholar]
10. Mehigan BJ, Monson JR, Hartley JE. Stapling procedure for hemorrhoids versus Milligan-Morgan hemorrhoidectomy: Randomized controlled trial. *Lancet*. 2000;355:782-785. doi: 10.1016/S0140-6736(99)03562-2. [PubMed] [CrossRef] [Google Scholar]
11. Ho YH, Cheong WK, Tsang C, Ho J, Eu KW, Tang CL, Seow-Choen F. Stapled hemorrhoidectomy—cost and effectiveness. Randomized, controlled trial including incontinence scoring, anorectal manometry and endoanal ultrasound assessment at up to three months. *Dis Colon Rectum*. 2000;43:1666-1675. doi: 10.1007/BF02236847. [PubMed] [CrossRef] [Google Scholar]
12. Canio E, Altomare DF, Gabrielli F, Milito G, Canuti S. Prospective randomized multicentre trial comparing stapled with open haemorrhoidectomy. *Br J Surg*. 2001;88:669-674. doi: 10.1046/j.0007-1226.2001.01772.x. [PubMed] [CrossRef] [Google Scholar]
13. Palimento D, Picchio M, Attanasio U, Lombardi A, Bambini C, Renda A. Stapled and open hemorrhoidectomy: Randomized controlled trial of early results. *World J Surg*. 2003;27:203-207. [PubMed] [Google Scholar]
14. Ng KH, Ho KS, Ooi BS, Tang CL, Eu KW. Experience of 371 stapled haemorrhoidectomy operations. *Br J Surg*. 2006;93:226-230. doi: 10.1002/bjs.524. [PubMed] [CrossRef] [Google Scholar]
15. Canio E, Altomare DF, Milito G, Gabrielli F, Canuti S. Long-term outcome of a multicentre randomized clinical trial of stapled haemorrhoidectomy versus Milligan-Morgan haemorrhoidectomy. *Br J Surg*. 2007;94(10):1033-1037. doi: 10.1002/bjs.5677. [PubMed] [CrossRef] [Google Scholar]
16. Ced F, Picchio M, Palimento D, Cali B, Corelli S, Spaziani E. Long-term outcome of stapled hemorrhoidectomy for Grade III and Grade IV hemorrhoids. *Dis Colon Rectum*. 2008;51(10):1107-1112. doi: 10.1007/s10350-008-9833-1. [PubMed] [CrossRef] [Google Scholar]
17. Raza Talala et al. Hemorrhoid embolization: A review of current evidences. *Diagnostic and Interventional Imaging*. Volume 103, Issue 1, January 2022, Pages 3-11.
18. Sandeep Bagla, MD et al. Outcomes of Hemorrhoidal Artery Embolization from a Multidisciplinary Outpatient Interventional Center. *Journal of Vascular and Interventional Radiology*, February 1, 2023.
19. Presilla Mina Falsarella, MD et al. Embolization of the Superior Rectal Arteries versus Closed Hemorrhoidectomy (Ferguson Technique) in the Treatment of Hemorrhoidal Disease: A Randomized Clinical Trial. *J Vasc Interv Radiol* 2023; 34:736-744.
20. Vidal, G, Louis, JM, Bartoli, J, Slezaceff Embolization of the hemorrhoidal arteries (the emborrhoid technique): a new concept and challenge for interventional radiology. *Diagn Interv Imaging*. 95 (2014), pp. 307-315
21. V Primo Romaguera, A Gregorio Hernández, L Andreo Hernández, E de la Morena Valenzuela Selective embolization of the superior rectal artery: an alternative to hemorrhoid surgery? *Cir Esp*. 96 (2016), pp. 233-241
22. MD Ferrer Puchol, E Esteban Hernández, P Blanco González, R Ramiro Gandia, J Solaz Solaz, A Pacheco Usmayo Selective intra-arterial embolization to treat hemorrhoids. *Radiología*. 62 (2020), pp. 313-319
23. Paola Campenni et al. The Emborrhoid Technique for Treatment of Bleeding Hemorrhoids in Patients with High Surgical Risk. *J Clin Med*. 2022 Oct; 11(9): 5533. Published online 2022 Sep 21. doi:10.3390/jcm1195533
24. Tommaso Stocca, MD et al. Superior Rectal Artery Embolization for Symptomatic Grades 2 and 3 Hemorrhoidal Disease: 6 Month Follow-Up Among 43 Patients. *Journal of Vascular and Interventional Radiology* Volume 32, Issue 9, P1348-1357 September 2021